



Manvel Public 20-21 School Profile




22%

Students eligible for Free/Reduced Lunch

Enrollment



194



15

Attendance Rate



97%

Average Teacher Salary



\$53,020



17%

Students with an IEP



Graduation Rate

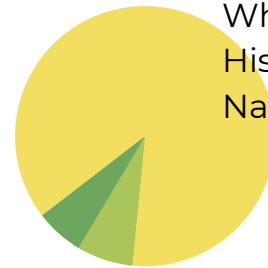
NDA

(2019-2020)
Average Spending per Student

\$10,848



Race/Ethnicity Breakdown



White - 87%
Hispanic - 7%
Native American - 6%

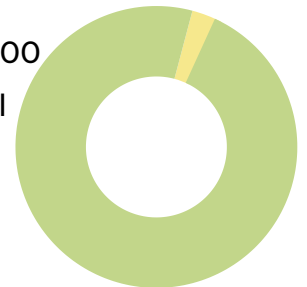
ND Choice Ready Rate



NDA

Funding

Federal \$1507.00
State/Local \$9341.00



Student Achievement for 20-21

ELA Achievement

22% - Novice
12% - Partially Proficient
47% - Proficient
17% - Advanced

Math Achievement

7% - Novice
32% - Partially Proficient
47% - Proficient
17% - Advanced

Student Engagement

