




Manvel Public 21-22 School Profile



15-19%

Students eligible for Free/Reduced Lunch

Enrollment



15

of Teachers

Attendance Rate



95%

Average Teacher Salary



\$50,463.69



15-19%

Students with an IEP



Graduation Rate

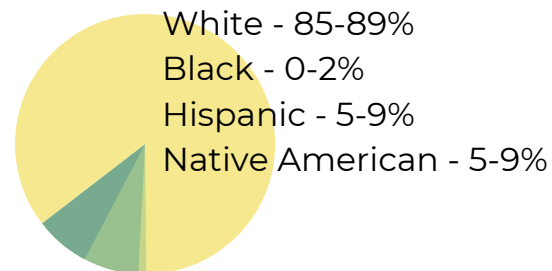
NA

(2020-2021)
Spending Per Student

\$12,151.00



Race/Ethnicity Breakdown



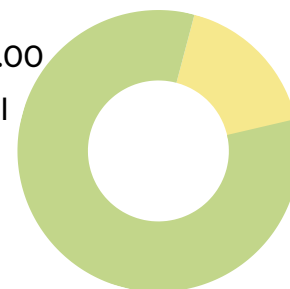
ND Choice Ready Rate

NA



Funding

Federal \$2532.00
State/Local \$9620.00



Student Achievement for 21-22

ELA Achievement

10-14% - Novice
30.34% - Partially Proficient
35-39% - Proficient
15-19% - Advanced

Math Achievement

15-19% - Novice
40-44% - Partially Proficient
30-34% - Proficient
10-14% - Advanced

Student Engagement

